

Summary of Salat: Step by Step

Prepared by: Al-Hajj Dr. Usama Al-Atar

Wudhu (Ablution):

Make sure to remove all makeup or anything that will prevent water from reaching the surface of your skin.

- 1) Make the intention: Anwy An Atawaddhah Qurbatan ila Allah Ta'ala – I make the intention to do Wudhu seeking Allah's pleasure (Or you may say: I make the intention to do Wudhu to perform the prayer {put the prayer's name for the dots, i.e. Subh, Dhuhur, etc.}, seeking the pleasure of Allah).
- 2) Wash your face (2X) from forehead to chin (Not from chin to forehead).



- 3) Wash your right arm as follows:
 - a. Take water into your right hand,
 - b. Pour water into your left hand,
 - c. Pour the water onto your right elbow,
 - d. Wipe your arm from elbow to fingers (Do not wipe from fingers to elbow), until you wet your whole arm.
- 4) Wash your left arm as follows:
 - a. Take water into your right hand,
 - b. Pour the water onto your left elbow,
 - c. Wipe your arm from elbow to fingers (Do not wipe from fingers to elbow), until you wet your whole arm.



5) Wipe your head from middle of head to forehead.



6) Wipe your right foot with your right hand.

7) Wipe your Left foot with your left hand.



Now you've completed your Wudhu and can proceed to the Prayers.

Athaan:

Allahu Akbar (4x)

Ash-hadu Alla Ilaha Illa Allah (2x)

Ash-hadu Anna Muhammadan Rasullullah (2x)

Ash-hadu Anna Aliyyan Hujjatullah (2x) {Not part of the Athaan but Mustahab (recommended) to say}

Hayya Alal Assalah (2x)

Hayya Alal Falaah (2x)

Hayya Ala Khairyl-Amal (2x)

Allahu Akbar (2x)

La Ilaha Illa Allah (2x)

Iqamah:

Allahu Akbar (2x)

Ash-hadu Alla Ilaha Illa Allah (2x)

Ash-hadu Anna Muhammadan Rasullullah (2x)

Ash-hadu Anna Aliyyan Hujjatullah (2x) {Not part of the Athaan but Mustahab (recommended) to say}

Hayya Alal Assalah (2x)

Hayya Alal Falaah (2x)

Hayya Ala Khairyl-Amal (2x)

Qad Qamatys-Salat (2x)

Allahu Akbar (2x)



La Ilaha Illa Allah (1x)

Starting the actual prayers, do as follows:

Note: For sisters, all their body must be completely covered with the exception of the face and the hands (up to the wrist) as shown below in 1.



- 1) Make your intention: Anwy An Usally Salat Al-“Name of the prayer” Qurbatan ila Allahi Ta’ala – I make the intention to pray the prayer seeking nearness to Allah.
- 2) Say loudly: Allahu Akbar, while raising both of your hands to touch your ears, as shown in 2a and 2b below.




3) Recite Surat Al-Hamd


- a. Bismillahi Ar-Rahmanir-Raheem
- b. Al-Hamdulillahy Rabbil ‘Aalameen
- c. Ar-Rahman Ar-Raheem
- d. Maliky Yaomed-Deen
- e. Iyyaka Na’abodo wa iyyaka Nasta’een
- f. Ihdinas-Siratal Mustaqeem
- g. Siratal-Latheena An’Amta ‘Alaihim
- h. Ghay-ril Maghdhooby ‘Alaihim
- i. Wa ladh-dhaaaalleen

4) Recite Surat Al-Ikhlās:

- a. Bismillahi Ar-Rahmanir-Raheem
- b. Qul Howa Allahu Ahad
- c. Allahu As-Samad
- d. Lam Yalid wa Lam Yoolad
- e. Wa Lam Yakul-Lahoo Kufwan Ahad



5) Go to Ruku' (Bow down) and say: Subhana Rabbiyal-'Adheemy wa Behamdeh




6) Get up from Ruku' and say: Sami'aa Allahu Le-man Hamidah, Allahu Akbar



7) Go down to Sujud (Prostration) and say: Subhana Rabbiyal-A'alaa wa Behamdeh




8) Raise your head from Sujood and say: Allahu Akbar



9) Say again: Allahu Akbar

10) Go down for your second Sujood and say: Subhana Rabbiyal-A'ala wa Behamdeh




11) Raise your head from Sujood and say: Allahu Akbar

12) Stand up and say as you're standing up: Behawlillahy Wa Quwwatihee Aqoomo wa Aq-'ood

13) Recite Surat Al-Hamd

- a. Bismillahi Ar-Rahmanir-Raheem
- b. Al-Hamdulillahy Rabbil 'Aalameen
- c. Ar-Rahman Ar-Raheem
- d. Maliky Yaomed-Deen
- e. Iyyaka Na'abodo wa iyyaka Nasta'een
- f. Ihdinas-Siratal Mustaqeem

- i. Wa ladh-dhaaaalleen
- 14) Recite Surah Al-Ikhlās:
 - a. Bismillahi Ar-Rahmanir-Raheem
 - b. Qul Howa Allahu Ahad
 - c. Allahu As-Samad
 - d. Lam Yalid wa Lam Yoolad
 - e. Wa Lam Yakul-Lahoo Kufwan Ahad
- 15) Raise your hands so that you look at them (which is called Qunoot) and say: Rabbana Aatina Fiddunya Hasanah, wa Fil Aakheeraty Hasanah wa Qeena Athaaban-Naar, Allahumma Sally ‘Ala Muhammadin wa Aali Muhammad



- 16) Go to Ruku' (Bow down) and say: Subhana Rabbiyal-'Adheemy wa Behamdeh
- 17) Get up from Ruku' and say: Sami'aa Allahu Le-man Hamidah, Allahu Akbar
- 18) Go down to Sujud (Prostration) and say: Subhana Rabbiyal-A'alaa wa Behamdeh
- 19) Raise your head from Sujood and say: Allahu Akbar
- 20) Say again: Allahu Akbar
- 21) Go down for your second Sujood and say: Subhana Rabbiyal-A'alaa wa Behamdeh
- 22) Raise your head from Sujood and say: Allahu Akbar



23) Stay seated and say:

- a. Ash-hadu Alla Ilaha Illa Allah
- b. Wahdaho La Shareeka Laho
- c. Wa Ash-Hadu Anna Muhammadan ‘Abdoho wa Rasooloh
- d. Allahumma Sally ‘Ala Muhammadin wa Aali Muhammad

****If this is the Subh prayer continue saying:**

- e. Assalamu ‘Alaika Ayyuhan-Nabiyyo Wa Rahmatullahi wa Barakatuh
- f. Assalamu ‘Alaina wa ‘Ala Ibadillahes-Saleheen
- g. Assalamu ‘Alaikum wa Rahmatullahe wa Barakatuh

****If this is not the Subh prayer, then continue as follows:**

24) Stand up and say: Behawlillahy Wa Quwwatihee Aqoomo wa Aq-‘ood

25) Say:

- a. Subhanallah
- b. Wal-Hamdulillah
- c. Wa La Ilaha Illa Allah
- d. Wa Allahu Akbar

Repeat a-d (3X)

26) Go to Ruku’ (Bow down) and say: Subhana Rabbiyal-‘Adheemy wa Behamdeh

27) Get up from Ruku’ and say: Sami’aa Allahu Le-man Hamidah, Allahu Akbar

28) Go down to Sujud (Prostration) and say: Subhana Rabbiyal-A’alaa wa Behamdeh

29) Raise your head from Sujood and say: Allahu Akbar

30) Say again: Allahu Akbar

31) Go down for your second Sujood and say: Subhana Rabbiyal-A’alaa wa Behamdeh

**** If this is the Maghreb prayer then do as follows:**

- a. Stay seated and say:
- b. Ash-hadu Alla Ilaha Illa Allah
- c. Wahdaho La Shareeka Laho
- d. Wa Ash-Hadu Anna Muhammadan ‘Abdoho wa Rasooloh
- e. Allahumma Sally ‘Ala Muhammadin wa Aali Muhammad
- f. Assalamu ‘Alaika Ayyuhan-Nabiyyo Wa Rahmatullahi wa Barakatuh
- g. Assalamu ‘Alaina wa ‘Ala Ibadillahes-Saleheen
- h. Assalamu ‘Alaikum wa Rahmatullahe wa Barakatuh

****If this is the Dhuhr (Noon), Asr (Afternoon) or 'Ishaa (Night) prayers then from step 32 continue as follows:**

33) Stand up and say: Behawlillahy Wa Quwwatihee Aqoomo wa Aq-‘ood

34) Say:

- a. Subhanallah
- b. Wal-Hamdulillah
- c. Wa La Ilaha Illa Allah
- d. Wa Allahu Akbar

Repeat a-d (3X)

35) Go to Ruku’ (Bow down) and say: Suhana Rabbiyal-‘Adheemy wa Behamdeh

36) Get up from Ruku’ and say: Sami’aa Allahu Le-man Hamidah, Allahu Akbar

37) Go down to Sujud (Prostration) and say: Suhana Rabbiyal-A’alaa wa Behamdeh

38) Raise your head from Sujood and say: Allahu Akbar

39) Say again: Allahu Akbar

40) Go down for your second Sujood and say: Subhana Rabbiyal-A’alaa wa Behamdeh

41) Raise your head from Sujood and say: Allahu Akbar

42) Stay seated and say:

- a. Ash-hadu Alla Ilaha Illa Allah
- b. Wahdaho La Shareeka Laho
- c. Wa Ash-Hadu Anna Muhammadan ‘Abdoho wa Rasooloh
- d. Allahumma Sally ‘Ala Muhammadin wa Aali Muhammad
- e. Assalamu ‘Alaika Ayyuhan-Nabiyyo Wa Rahmatullahi wa Barakatuh
- f. Assalamu ‘Alaina wa ‘Ala Ibadillahes-Saleheen
- g. Assalamu ‘Alaikum wa Rahmatullahe wa Barakatuh

You’re Done!

It is highly recommended that you recite few prayers after the Salat. Especially reciting 34X Allahu Akbar, 33X Al-Hamdulillah and 33X Subhanallah, which is known as Tasbeeh Az-Zahraa (peace be upon her).



Du'a After Salat Adh-Dhuhr:

Bismillahi Ar-rahmani Ar-Raheem. Allahumma Salli 'Ala Muhammadin wa Aali Muhammad.

La-ilaha illa Allahu Al-Haleemu Al-Kareem,

La-ilaha illa Allahu Rabbul Al-'Arshi Al-'Adheem,

Al-Hamdu Lillahe Rabbil-'Aalameen.

Allahumaa inni As-aluka mujebati Rahmatik.

Wa Azaemi Maghfiratic,

Wal-Ghaneemata min kulli Bir,

Was-Salamata min Kulli Ethem.

Allahumma La Tada' Lee Thanban illa Ghafartah.

Wa La Hamman illah Farrajtah.

Wa La Suqman illa Shafaitah.

Wa La 'Ayban illa Satartah.

Wa La Hajatan Heya Laka Ridhan Wa Leya Feeha Salahan Illah Qadhaitaha.

Be Rahmatika Ya arhama Ar-rahemeen.

Aameena Rabb Al-'Aalameen.

Wa Salla Allahu 'Ala Muhammadin Wa Aalehi At-Tayyebeena At-Tahereen.

Du'a After Salat Al-'Asr:

Bismillahi Ar-rahmani Ar-Raheem. Allahumma Salli 'Ala Muhammadin wa Aali Muhammad.

Astghfiru Allaha Allathi La ilaha illa Howa Al-Hayyu Al-Qayyum,

Thul Jalalee Wal-Ikram.

Wa As-aluhu an Yatooba 'Alayyah Tawbata 'Abdin Thaleel.

Khadhe-en, Faqeerin, Ba-'esin, Mustakeenin, Mustajeer.

La Yamliku Le-Nafsihi Naf'an wa La Dharra.

Wa La Mawtan wa La Ha-yatan wa La Nushora.

Allahumma Inny 'A-oothu bika min-Nafsin La Tashba',

wa min ellmin la Yanfa',

wa min salatin La turfa',

wa min Du'a-in La Yusma'.

ALLAHUMMA SALI 'ALA MUHAMMADIN WA AALI MUHAMMAD

Wa Ar-Rakha'a Ba'dal Shiddah.

Allahumma Ma bena min Ni'matin Faminka.

La ilaha illa Anta.

Astaghfirooka wa Atoobu ilaika.

Be Rahmatika Ya arhama Ar-Rahemeen.

Aameena Rabb Al-'Alameen.

Wa Salla Allahu 'Ala Muhammadin Wa Aalehi At-Tayyebeena At-Tahereen.

Du'a After Salat Al-Maghrib:

Bismillahi Ar-rahmani Ar-Raheem. Allahumma Salli 'Ala Muhammadin wa Aali Muhammad.

Allahumaa inni As-aluka mujebati Rahmatik.

Wa 'Aza-emi Maghfiratic,

wannajata min Al-Nar wa min kulli baliyyah.

Wal Fawza bil-jannati,

Wa Ar-ridhwana fi dar-as-salam,

Be-jiwari nabiyyeka Muhammadin 'Alaihi wa Aalihi Assalam.

Allahuma ma bina min ni'matin fa minka

La ilaha illa anta, Astaghfiruka wa atoobu ilaika.

Be Rahmatika Ya arhama Ar-rahemeen.

Aameena Rabba Al-'Alameen.

Wa Salla Allahu 'Ala Muhammadin Wa Aalehi At-Tayyebeena At-Tahereen.

Du'a After Salat Al-'Isaha':

Bismillahi Ar-rahmani Ar-Raheem. Allahumma Salli 'Ala Muhammadin wa Aali Muhammad.

Allahumma Innahu Laysa lee 'Ilmun bemaw-dhe-e Rezqi.

Wa Innama Atlubuhu Bekha-ta-ra-tin Takhturo 'Ala Qalbee.

Fa Ajoolu Fee Talabehe Al-Buldan.

Fa Ana Fee Ma Ana Talebun Kal-Hayran.

La Adree Afee Sahlin Huwa Am Fee Jabal.

Am Fee Ardhin Am Fee Sama'.

Am Fee Barrin Am fee Bahr.

Wa 'Ala Yadayy-e Man, Wa Min Qibalee Man.

Wa Qad Alemtu Anna 'Ilmuho 'Indak.

Wa Asbabahu Be-yadik. Wa Anta Al-Lathee Taq-sumuhu Belutfika,

Waj-‘al Ya Rabbee Rizqaka Lee Wa-See-an.

Wa Matlabuho Sahlan.

Wa Makhathuho Qareeban.

Wa La Tu-‘Annenee Be-Talabee Ma Lam Tuqaddir Li fehe Rizqan.

Fa Innaka ghannee-yyun ‘An Athabee,

Wa Ana Faqeerun Ila Rahmatik.

Wa Salli ‘Ala Muhammadin wa Aal Muhammad.

Wa Jud ‘Ala ‘Abdeka Befadhleka.

Innaka Dhu Fadhlil ‘Atheem.

Be Rahmatika Ya arhama Ar-Rahemeen. Aameena Rabba Al-'Alameen.

Wa Salla Allahu 'Ala Muhammadin Wa Aalehi At-Tayyebeena At-Tahereen.

Different Du’as Used in Qunoot (Note that a combination of these Du’as may be used):

- 1) Allahumma Salli ‘Ala Muhammadin wa Aali Muhammad. Rabbana ‘A-atina Fid-Dunya Hasanah, wa Fil-Aakheeratee Hasanah, wa Qena ‘Athaaba An-Naar. Be Rahmatika Ya arhama Ar-Rahemeen. Aameena Rabba Al-'Alameen. Wa Salla Allahu 'Ala Muhammadin Wa Aalehi At-Tayyebeena At-Tahereen.
- 2) Allahumma Salli ‘Ala Muhammadin wa Aali Muhammad. Rabbana, La Tuzigh, Quloobana, Ba’ada eeth, Hadaytana, wa Hab Lana Min Ladunka Rahmatan, ennaka Anata Al-Wahhab. Be Rahmatika Ya arhama Ar-Rahemeen. Aameena Rabba Al-'Alameen. Wa Salla Allahu 'Ala Muhammadin Wa Aalehi At-Tayyebeena At-Tahereen.
- 3) Allahumma Salli Ala Muhammadin wa Aali Muhammad. Rabbi, Ighfir Lee wa lee Waledayyah, wa ir-‘hamhuma Kama Rabbayanee Sagheera. Ijzehema bil-Ihsanee Ihasanaa, wa Bis-Say’yaati ‘Afwan wa Ghufrana. Be Rahmatika Ya arhama Ar-rahemeen. Aameena Rabba Al-'Alameen. Wa Salla Allahu 'Ala Muhammadin Wa Aalehi At-Tayyebeena At-Tahereen.
- 4) Allahumma Salli Ala Muhammadin wa Aali Muhammad. Rabbana Hab lana Min Az-wajena, wa Thurriyatina Qurrata A’yunin, waj-‘alna lil Muttaqeena Imama. Be Rahmatika Ya arhama Ar-rahemeen. Aameena Rabba Al-'Alameen. Wa Salla Allahu 'Ala Muhammadin Wa Aalehi At-Tayyebeena At-Tahereen.
- 5) Allahumma Salli Ala Muhammadin wa Aali Muhammad. Rabbi, Zidnee ‘elman, wa alheqnee bis-Saleeheen. Be Rahmatika Ya arhama Ar-rahemeen. Aameena Rabba Al-'Alameen. Wa Salla Allahu 'Ala Muhammadin Wa Aalehi At-Tayyebeena At-Tahereen.

Things/Actions that will invalidate Wudhu (Ablution) and make it void

There are Seven things that will make the Wudhu (Ablution) void (i.e. you will have to do another Wudhu):

- 1) Passing of urine
- 2) Excretion
- 3) Passing wind from rear
- 4) A Sleep, deep enough to restrict sight and hearing. However, if the eyes do not see anything, but the ears can hear, Wudhu does not become void.
- 5) Things on account of which a person loses his sensibility, like insanity, intoxication or unconsciousness
- 6) Istihaza – medium and heavy blood breakthrough (for women)
- 7) Janaba, and, as a recommended precaution, every state which requires Ghusl.

Things which Invalidate Prayers

(Taken from Seyed As-Seestani's Islamic Laws)

Twelve things make prayers void, and they are called *mubtilat*.

- 1) If any of the pre-requisites of prayers ceases to exist while one is praying like, if he comes to know that the dress with which he has covered himself is a usurped one.
- 2) If a person, intentionally or by mistake, or uncontrollably, commits an act which makes his Wudhu (Ablution) void, like, when urine comes out.
- 3) If a person folds his hands as a mark of humility and reverence, his prayers will be void, but this is based on precautionary rule. However, there is no doubt about it being haraam, if it is done believing that it is ordained by Shariah.
- 4) The fourth thing which invalidates prayers is to say 'Amin' after *Surah al-Hamd*. This rule, when applied to one praying individually based on *Ihtiyat*, but if someone utters it believing that it has been ordained by Shariah, it is haraam.
- 5) The fifth thing which invalidates prayers is to turn away from Qibla without any excuse.
- 6) The sixth thing which invalidates prayers is to talk, even by uttering a single word consisting of one, single letter which has a meaning or denotes something. For example, one letter "Qi" in Arabic means "*protect yourself*". Or if someone asked a person who is praying, as to which is the second letter of Arabic alphabet, and he said simply "Ba". But if the utter meaningless, then, if it constitutes of two or more letters, his prayers will be void, based on precaution.
- 7) The seventh thing which makes prayers void is an intentional loud laugh. And if the laugh is uncontrollable, or involuntary, if what prompted it in the first place was intentional, or for that matter, inadvertent, the prayers will be void. But if one laughs loudly unintentionally, or if he purposely laughs without emitting any voice, there is no harm.
- 8) As an obligatory precaution, if one intentionally weeps, silently or loudly, over some worldly matters, his prayers will be void. But if he weeps silently or loudly due to fear of Allah, or the Hereafter, there is no harm in it. In fact, it is among the best acts.
- 9) Any act which changes the form of prayers like, clapping or jumping, invalidates the prayers, regardless whether that act is done intentionally or forgetfully. However, there is no harm in actions that do not change the form of prayers, like, making a brief sign with one's hand.
- 10) Eating or drinking during prayers.
- 11) Any doubt concerning the number of Rak'ats in those prayers which consist of two or three Rak'ats, will render the prayers void. Also, if doubts about the number of the first two Rak'ats, of prayers having four Rak'ats (like, Zuhr, Asr and Isha), his prayers will be void if he continues to be in doubt.
- 12) If a person omits or adds the Rukn (elemental parts) of the prayers, either intentionally or forgetfully, his prayer is void. Similarly, if he does an extra Rukn forgetfully, like adding a Ruku or two Sajdah in one Rak'at, his prayer, as an obligatory precaution, will be void. And if one omits purposely acts that are not Rukn, or makes an addition, prayer will be void. But if one forgetfully adds one more *Takbiratul Ihram*, prayer will not be void.